



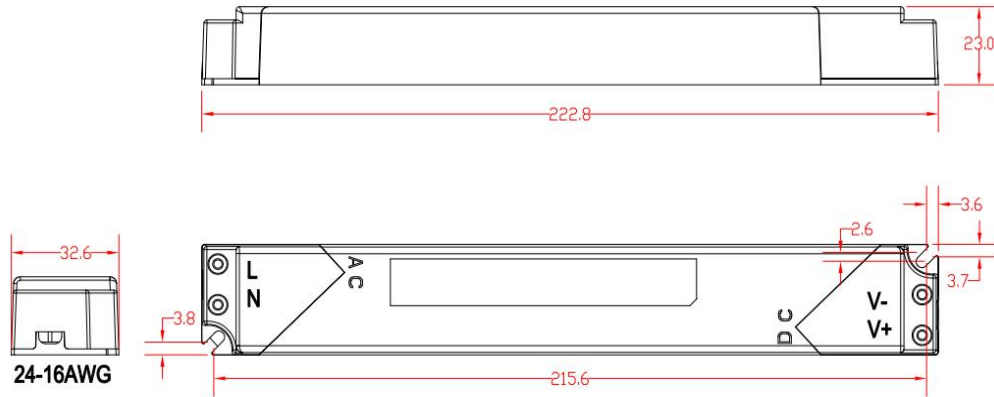
FEATURES

- 100% full load burn-in test
- Universal AC input
- Small size and high efficiency
- Conform to EMC EN5502 GB9254
- Built-in EMI filter with tiny ripple
- Comply with the safety standards UL60950 GB4943 EN60850
- Protection: short circuit/over Voltage/over/load temperature

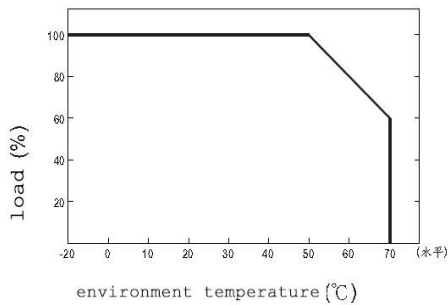
MODEL		LLP250-W1V12	LLP250-W1V24
OUTPUT	Rated Voltage	12V	24V
	No-load voltage	<12.6V	<24.6V
	Output voltage error	12V±5%	24V±3%
	Rated output current	16.6A±10%	8.3A±10%
	Output current range	0~16.6A	0~8.3A
	Rated output power	250W	250W
	Maximum Output Power	262W	262W
	Ripple and Noise	≤100mVp-p	≤120mVp-p
INPUT	POWER FACTOR(Typ.)	0.6	0.6
	Input Voltage Range	AC 175~240V; 47Hz~63Hz	
	AC input current	2.0A/230V	
	Efficiency	92%	
	Cold start current	50A/AC230V	
	Start, rise, hold time	1000ms,50ms,20ms	
	Static current	<10mA/240VAC	
	Overload protection	105-120% of rated power 250W Hiccup mode, the circuit returns to normal after the abnormal condition is removed	
	Overcurrent protection	Circuit protection is when the maximum voltage exceeds the circuit; when the abnormality is removed, the circuit returns to normal.	
	Short circuit protection	Short circuit more than 3 times, no damage, can automatically recover.	
PROTECTION	Over temperature protection	≥105℃ start protection; circuit output normal after temperature returns to normal	
	WORKING TEMP, HUMIDITY	-20℃~60℃; 20%~90%RH	
	WORKING HUMIDITY	-40℃~85℃; 10%~95%RH	
	STORAGE TEMP, HUMIDITY	10~500Hz 2G 10.min/1 cycle Time duration 60 minutes Each axis	
SAFETY	WITHSTAND VOLTAGE	AC/DC: 3KV	
	Insulation resistance	Between input and output 100M ohm s/DC500V	
STANDARDS	Safety Standards	EN62368;EN61347	
	EMC standards	EN55032	

PACKAGE	Weight	Product Net Weight Kg
	Packing	Carton Size: 295*245*210mm 50PCS/CTNS
Special Instructions	1. all parameters are measured at AC220V voltage input, rated load and 25°C, when not specified otherwise. 2. ripple and noise voltages are measured at the end of a 20 MHz bandwidth oscilloscope with 12" twisted pair plus 0.1 uF and 47 uF.	

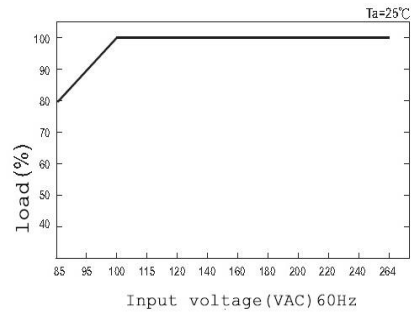
Structural Parameters and Guidance for use: Power Supply Appearance and Dimensions.



Derating Curve



Static Characteristics(12V)



REMARKS:

- 1, The above mentioned data were measured at 230VAC input and 25°C.
- 2, Ripple & noise are measured at 20MHz of bandwidth by using a 12" twisted pair-wire terminated with a 0.1uf & 47uf parallel capacitor.
- 3, Cut the AC input before checking any mal-phenomenons.
- 4, Make sure the INPUT&OUPUT were in right situation before connected to power supply.
- 5, Be ware of high power pressure may caused by short circuit when installing metal casing products.
- 6, Please contact us at in@smpspower.com for further solution if any unforeable problem happens.